



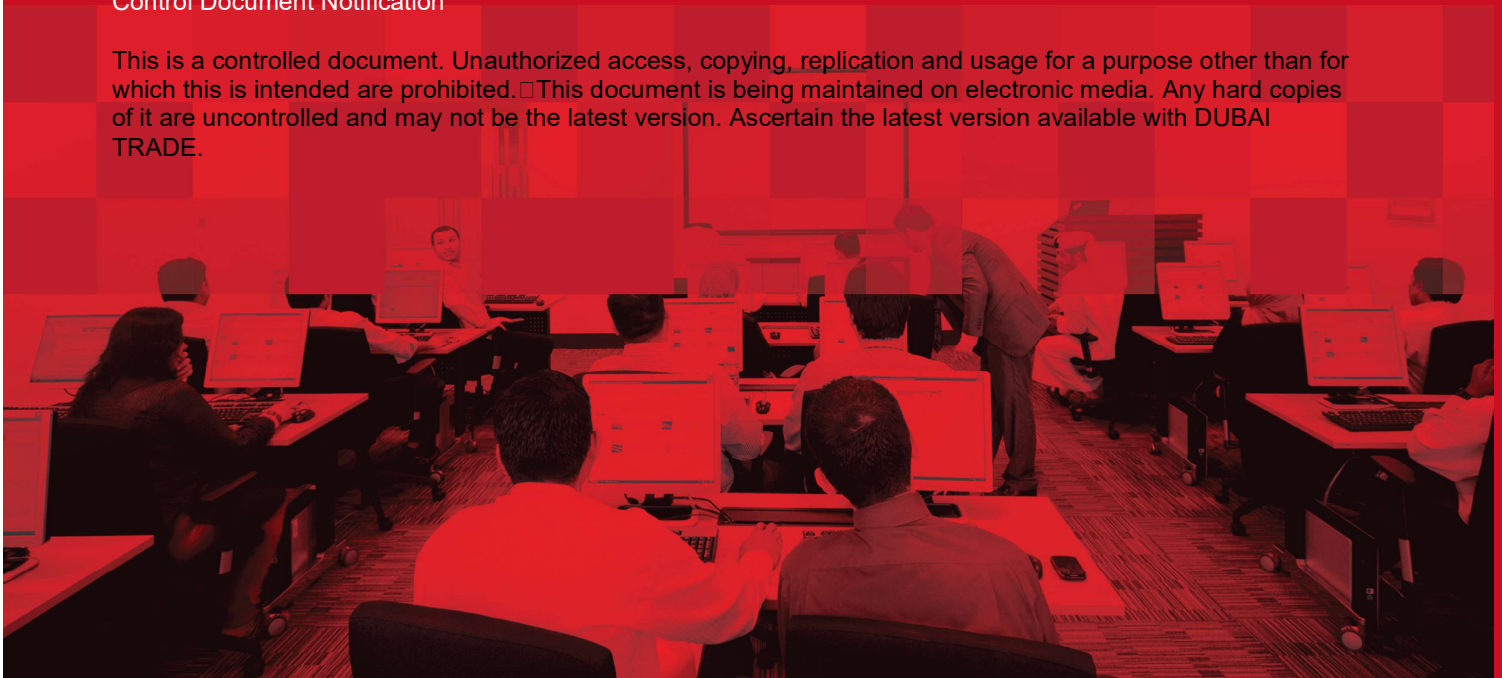
DP World GC e-Payment History User's Manual

Copyright Information

Copyright © 2009 by Dubai Trade. All rights reserved. This document and all associated attachments mentioned therein are the intellectual property of Dubai Trade. This document shall be used only by persons authorized by DUBAI TRADE, for the purpose of carrying out their obligations under a specific contract with DUBAI TRADE. Unauthorized copying, printing, disclosure to third party and transmission of this document to any other destination by any media will constitute an unlawful act, attracting appropriate legal actions.

Control Document Notification

This is a controlled document. Unauthorized access, copying, replication and usage for a purpose other than for which this is intended are prohibited. This document is being maintained on electronic media. Any hard copies of it are uncontrolled and may not be the latest version. Ascertain the latest version available with DUBAI TRADE.



GC e-Payment History

DOCUMENT DETAILS

Document Information

Document Name	GC e-Payment History
Project Name	GC e-Payment History
Business Unit	DP World
Author(s)	DT Training Dept.
Last Updated Date	05 th Mar, 2019
Current Version	1.0

Revision History

Version	Date	Author	Designation	Description of change

Approval History

Version	Date	Name	Designation	Comments

Distribution

Version	Location

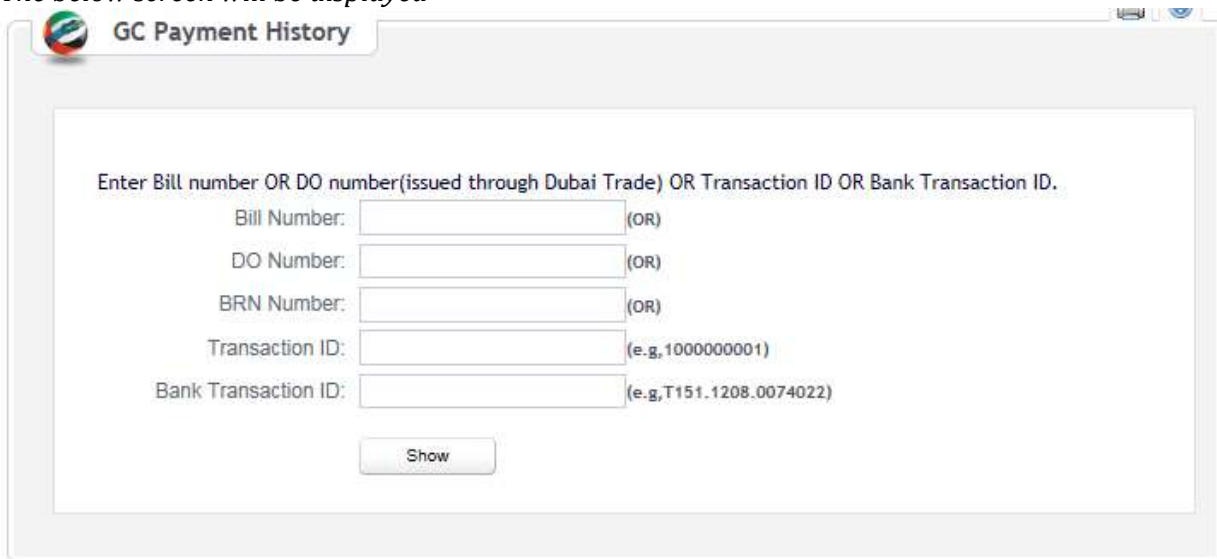
GC e-Payment History

This service enables Users to see the history of the GC e-Payments done to DP World.

Navigation:

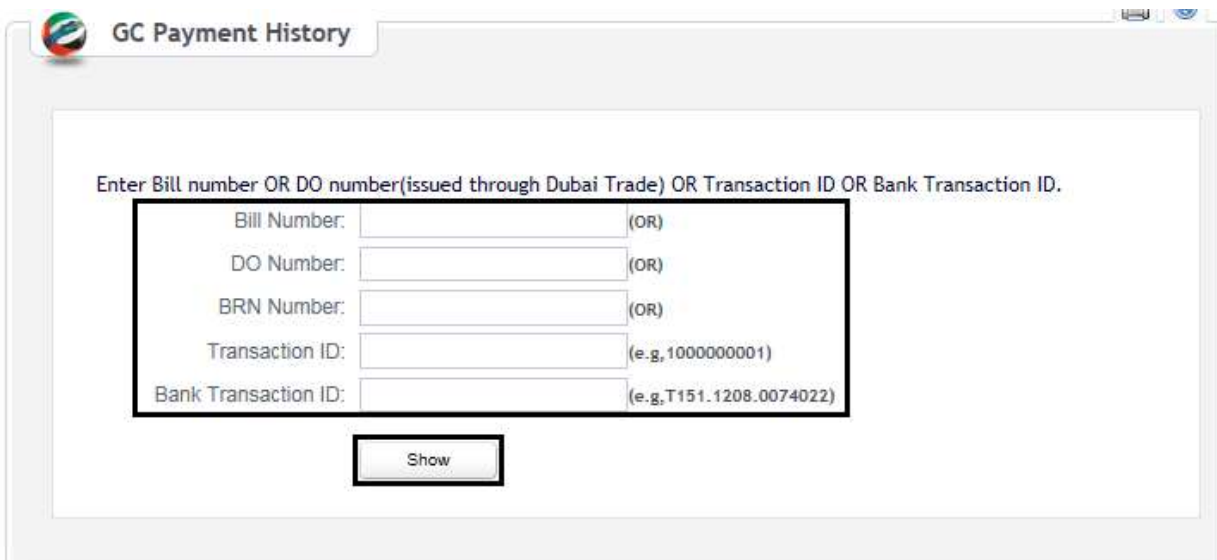
1. Login to **Dubai Trade**
2. Go to **Enquiry** from the menu on the left
3. Then Go to **GC e-Payment History**

The below screen will be displayed



The screenshot shows a web application window titled "GC Payment History". Inside the window, there is a text prompt: "Enter Bill number OR DO number(issued through Dubai Trade) OR Transaction ID OR Bank Transaction ID." Below this prompt are five input fields, each followed by "(OR)" or an example: "Bill Number:" (empty), "DO Number:" (empty), "BRN Number:" (empty), "Transaction ID:" (empty, with example "(e.g, 1000000001)"), and "Bank Transaction ID:" (empty, with example "(e.g, T151.1208.0074022)"). At the bottom of the form is a button labeled "Show".


4. Enter any of the **Search criteria** and click **Show**





This screenshot is identical to the one above, showing the "GC Payment History" search form. A red rectangular box is drawn around the five input fields and the "Show" button, indicating the search criteria area.

GC e-Payment History

The below report will be displayed

 **GC Payment History**



Bill Number	101-25021902-19	Bill Date	10-Mar-2019	Number Of Clearances	2
DO No	1900040657	B/E Type	Normal B/E		
Consignee	SONY GULF FZE	Rotn	820096	Vessel	MAERSK ABERDEEN
Arrival Date	04-Sep-2018	Clr. Agent	-	BOE Amount	4405.00

Page Number [First/ Previous **1, 2 [Next/ Last]**]

Clearance No	1	Statement Ref / Rec No	10004414	Transaction Id	40006761
Paid Date	10-Mar-2019 12:33	Paid By	SONY GULF FZE		

BOL	Charge Type	Tariff Desc	From	To	Days	Vat %	Vat Amount	Payable Amount
-	Miscellaneous Charges	DOCUMENT PROCESSING CHARGE	-	-	-	0.00	0.00	55.00
BLGC391806	Port Handling Charges	GENERAL CARGO: PORT HANDLING - GENERAL (NOS)	-	-	-	0.00	0.00	3450.00
BLGC391806	Storage Charges	GENERAL CARGO: STORAGE CHARGE - OPEN	22-Feb-2019	23-Mar-2019	30	0.00	0.00	0.00
Grand Total (In AED)							0.00	3505.00

NOTE: Click on the Printer icon to print the details.

GC e-Payment History

GC e-Payment History									
Sl. No.	GC No.	GC Description	GC Amount	GC Date	GC Status	GC Type	GC Category	GC Sub-Category	GC Remark
1	123456789	GC Description 1	1000.00	2023-01-01	PAID	GC Type 1	GC Category 1	GC Sub-Category 1	GC Remark 1
2	123456789	GC Description 2	2000.00	2023-01-02	PAID	GC Type 2	GC Category 2	GC Sub-Category 2	GC Remark 2
3	123456789	GC Description 3	3000.00	2023-01-03	PAID	GC Type 3	GC Category 3	GC Sub-Category 3	GC Remark 3
4	123456789	GC Description 4	4000.00	2023-01-04	PAID	GC Type 4	GC Category 4	GC Sub-Category 4	GC Remark 4
5	123456789	GC Description 5	5000.00	2023-01-05	PAID	GC Type 5	GC Category 5	GC Sub-Category 5	GC Remark 5
6	123456789	GC Description 6	6000.00	2023-01-06	PAID	GC Type 6	GC Category 6	GC Sub-Category 6	GC Remark 6
7	123456789	GC Description 7	7000.00	2023-01-07	PAID	GC Type 7	GC Category 7	GC Sub-Category 7	GC Remark 7
8	123456789	GC Description 8	8000.00	2023-01-08	PAID	GC Type 8	GC Category 8	GC Sub-Category 8	GC Remark 8
9	123456789	GC Description 9	9000.00	2023-01-09	PAID	GC Type 9	GC Category 9	GC Sub-Category 9	GC Remark 9
10	123456789	GC Description 10	10000.00	2023-01-10	PAID	GC Type 10	GC Category 10	GC Sub-Category 10	GC Remark 10