



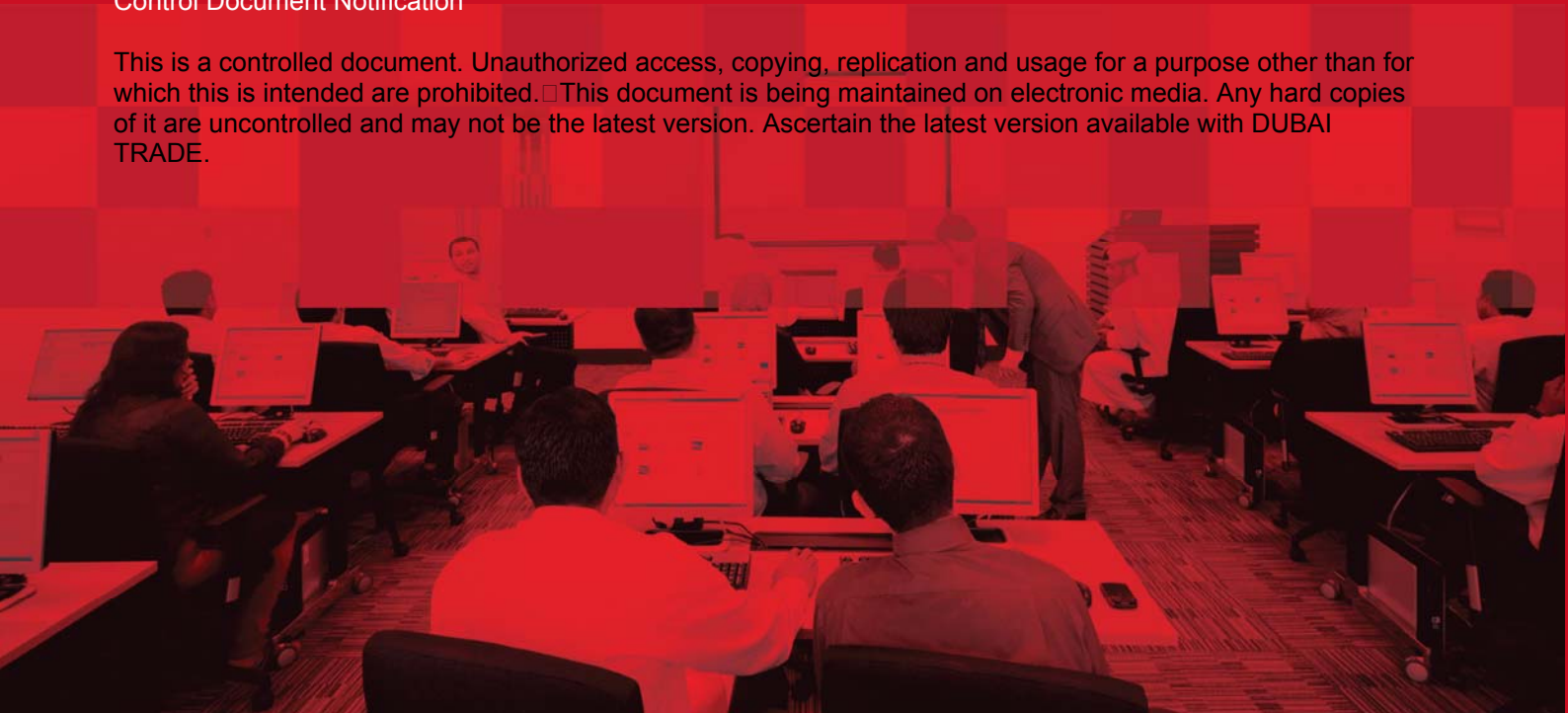
# DP World Pool Truck Enquiry User's Manual

## Copyright Information

Copyright © 2009 by Dubai Trade. All rights reserved. This document and all associated attachments mentioned therein are the intellectual property of Dubai Trade. This document shall be used only by persons authorized by DUBAI TRADE, for the purpose of carrying out their obligations under a specific contract with DUBAI TRADE. Unauthorized copying, printing, disclosure to third party and transmission of this document to any other destination by any media will constitute an unlawful act, attracting appropriate legal actions.

## Control Document Notification

This is a controlled document. Unauthorized access, copying, replication and usage for a purpose other than for which this is intended are prohibited. This document is being maintained on electronic media. Any hard copies of it are uncontrolled and may not be the latest version. Ascertain the latest version available with DUBAI TRADE.



# Pool Truck Enquiry

## DOCUMENT DETAILS

---

### Document Information

Document Name	Pool Truck Enquiry
Project Name	Pool Truck Enquiry
Business Unit	DP World
Author(s)	DT Training Dept.
Last Updated Date	30 <sup>th</sup> Jan, 2019
Current Version	1.0

### Revision History

Version	Date	Author	Designation	Description of change

### Approval History

Version	Date	Name	Designation	Comments

### Distribution

Version	Location

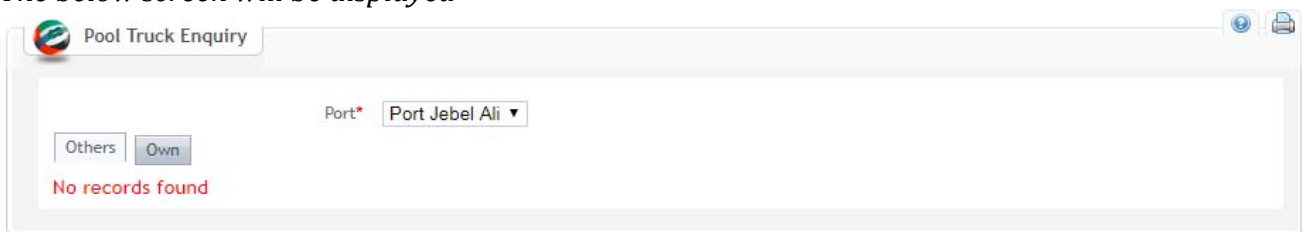
# Pool Truck Enquiry

*This service enables Haulers (Transporters) to enquire their registered Trucks with DP World.*

## Navigation:

1. Login to **Dubai Trade**
2. Go to **Enquiry**
3. Then Go to **Pool Truck Enquiry**

*The below screen will be displayed*



The screenshot shows a web application window titled "Pool Truck Enquiry". It features a search bar with a "Port\*" dropdown menu currently set to "Port Jebel Ali". Below the search bar are two buttons: "Others" and "Own". The text "No records found" is displayed in red at the bottom of the search area.

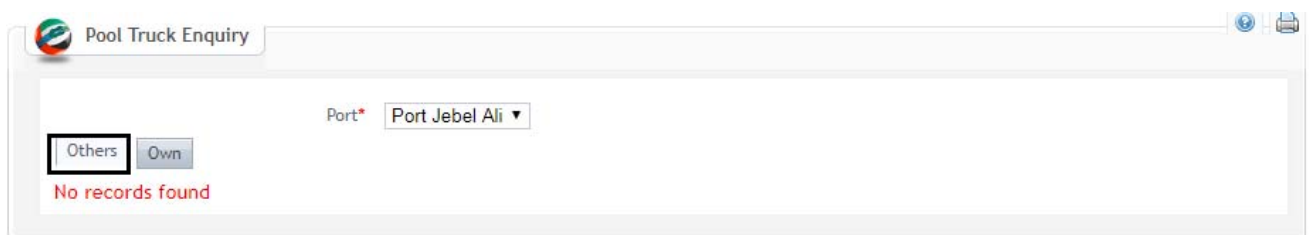
## Procedure:

1. Select the **Port**



This screenshot is identical to the previous one, but the "Port\*" dropdown menu is highlighted with a black rectangular box, indicating the first step of the procedure.

2. Select **Others** to View Others Pool Truck(s)



This screenshot shows the "Others" button highlighted with a black rectangular box. The "Port\*" dropdown remains set to "Port Jebel Ali", and the "No records found" message is still present.

3. Select **Own** to View Own Pool Truck(s)



This screenshot shows the "Own" button highlighted with a black rectangular box. The "Port\*" dropdown remains set to "Port Jebel Ali", and the "No records found" message is still present.

# Pool Truck Enquiry

