



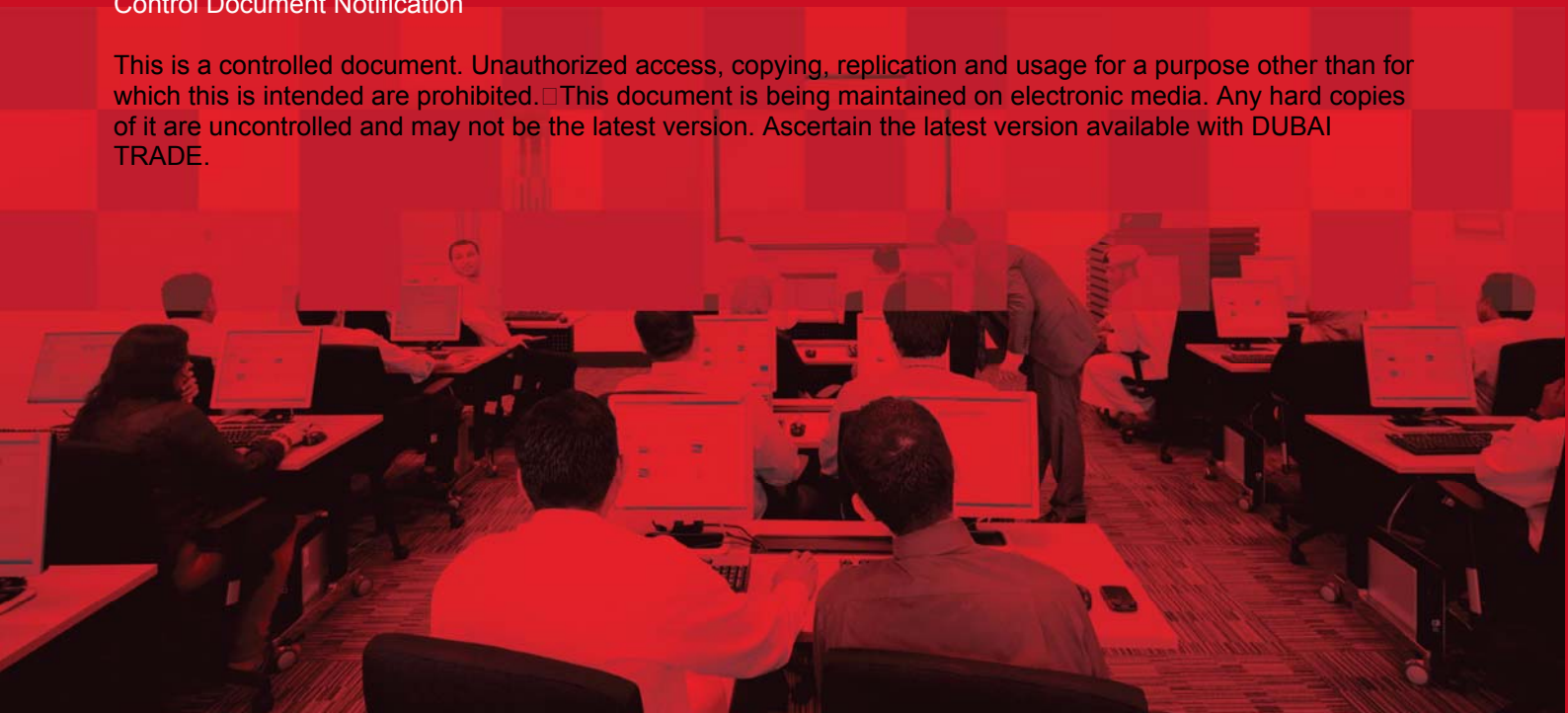
# DP World Container Statistics User's Manual

## Copyright Information

Copyright © 2009 by Dubai Trade. All rights reserved. This document and all associated attachments mentioned therein are the intellectual property of Dubai Trade. This document shall be used only by persons authorized by DUBAI TRADE, for the purpose of carrying out their obligations under a specific contract with DUBAI TRADE. Unauthorized copying, printing, disclosure to third party and transmission of this document to any other destination by any media will constitute an unlawful act, attracting appropriate legal actions.

## Control Document Notification

This is a controlled document. Unauthorized access, copying, replication and usage for a purpose other than for which this is intended are prohibited. This document is being maintained on electronic media. Any hard copies of it are uncontrolled and may not be the latest version. Ascertain the latest version available with DUBAI TRADE.



# Container Statistics

## DOCUMENT DETAILS

### Document Information

Document Name	Container Statistics
Project Name	Container Statistics
Business Unit	DP World
Author(s)	DT Training Dept.
Last Updated Date	11 <sup>th</sup> Jan, 2019
Current Version	1.0

### Revision History

Version	Date	Author	Designation	Description of change

### Approval History

Version	Date	Name	Designation	Comments

### Distribution

Version	Location

# Container Statistics

*This service enables Shipping Agents to enquire about their Container statistics.*

## Navigation:

1. Login to **Dubai Trade**
2. Go to **Enquiry** from the menu on the left
3. Then go to **Container Statistics**


*The below screen will be displayed*



The screenshot shows a web browser window titled "Container Statistics". Inside the window, there is a form with the following fields: "Line" (dropdown menu with "ALL" selected), "Port" (dropdown menu with "ALL" selected), "Terminal" (dropdown menu with "ALL" selected), "Statistics for Year" (dropdown menu with "2019" selected), and "Statistics for Months" (two dropdown menus, both with "FEB" selected, followed by "2019" and "2019" respectively). A "Submit" button is located at the bottom of the form. A red asterisk with the text "\* indicates a required field" is positioned above the form fields.

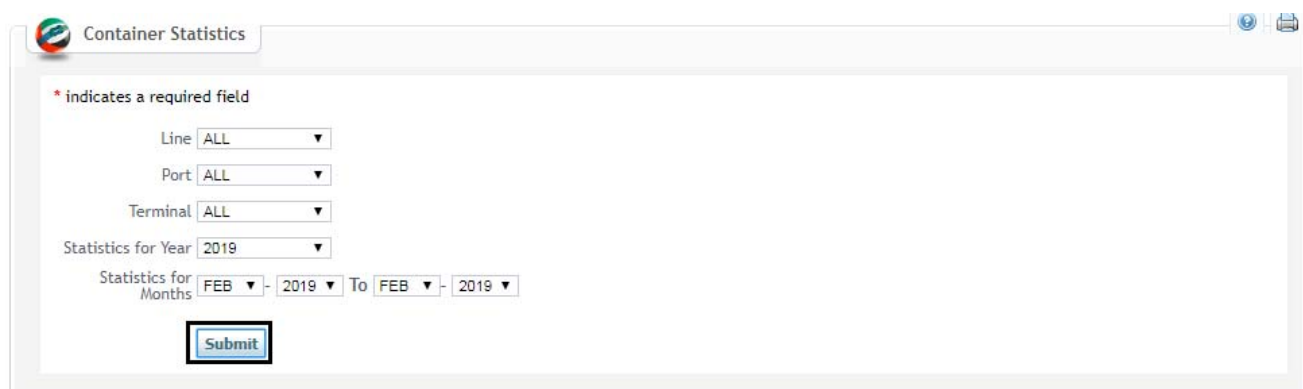
## Procedure:

1. Select the **Required Field(s)**



This screenshot is identical to the previous one, but a red rectangular box highlights the "Line", "Port", "Terminal", "Statistics for Year", and "Statistics for Months" fields, indicating they are required.


2. Click **Submit**




This screenshot is identical to the previous ones, but a red rectangular box highlights the "Submit" button, indicating it should be clicked.


# Container Statistics

The below screen will be displayed



Container Statistics

 Container Statistics For Year

 Container Statistics For Months

MAERSK KANOO UAE LLC

Container Statistics For Year - 2019

Line: ALL   Port: ALL   Terminal: ALL

	INBOUND					OUTBOUND				RESTOWS		Total
	FCL	LCL	MT	TS	TMT	EXP	MT	TS	TMT	SS	HA	Total
20ft	0	0	0	0	0	0	0	0	0	0	0	0
40ft	0	0	0	0	0	0	0	0	0	0	0	

