



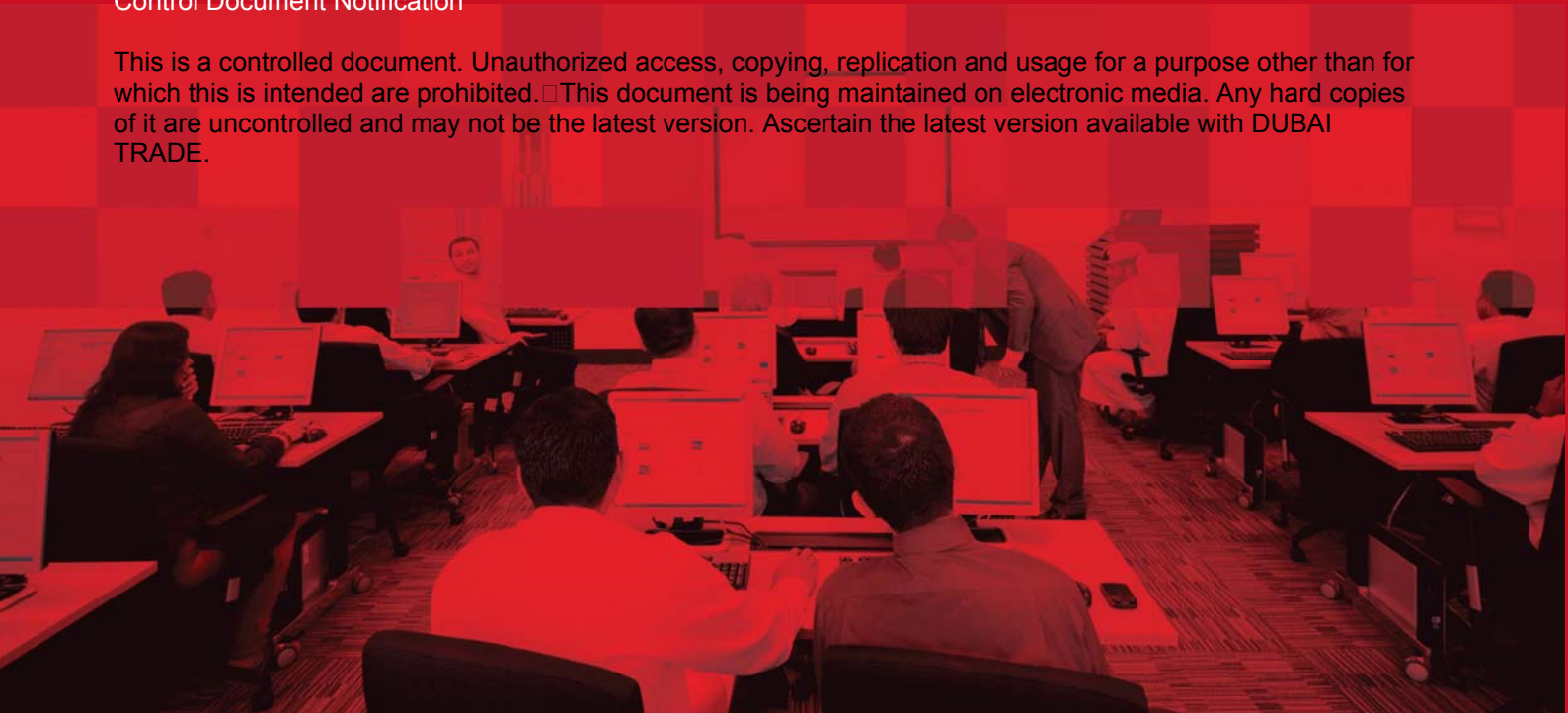
DP World Manifest Late Submit Report User's Manual

Copyright Information

Copyright © 2009 by Dubai Trade. All rights reserved. This document and all associated attachments mentioned therein are the intellectual property of Dubai Trade. This document shall be used only by persons authorized by DUBAI TRADE, for the purpose of carrying out their obligations under a specific contract with DUBAI TRADE. Unauthorized copying, printing, disclosure to third party and transmission of this document to any other destination by any media will constitute an unlawful act, attracting appropriate legal actions.

Control Document Notification

This is a controlled document. Unauthorized access, copying, replication and usage for a purpose other than for which this is intended are prohibited. This document is being maintained on electronic media. Any hard copies of it are uncontrolled and may not be the latest version. Ascertain the latest version available with DUBAI TRADE.



Manifest Late Submit Report

DOCUMENT DETAILS

Document Information

Document Name	Manifest Late Submit Report
Project Name	Manifest Late Submit Report
Business Unit	DP World
Author(s)	DT Training Dept.
Last Updated Date	11 th Jan, 2019
Current Version	1.0

Revision History

Version	Date	Author	Designation	Description of change

Approval History

Version	Date	Name	Designation	Comments

Distribution

Version	Location

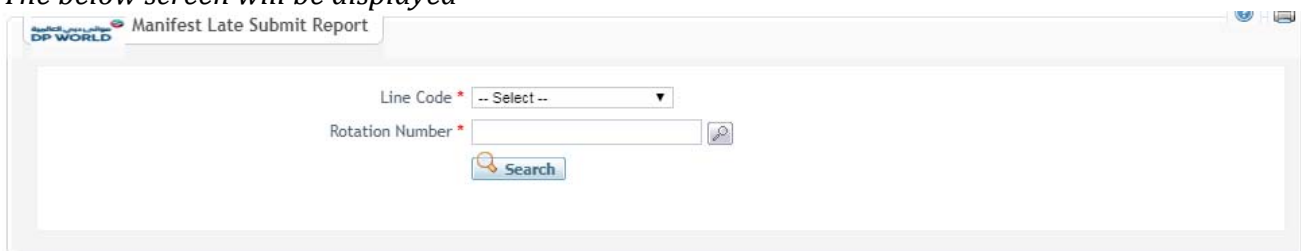
Manifest Late Submit Report

This service enables Agents to generate Report on the Late Manifest Submitted.

Navigation:

1. Login to **Dubai Trade**
2. Go to **Reports** from the menu on the left
3. Then go to **Manifest Late Submit Report**

The below screen will be displayed



The screenshot shows a web application window titled "Manifest Late Submit Report" with the DP WORLD logo. Inside the form, there are two input fields: "Line Code *" with a dropdown menu showing "-- Select --" and "Rotation Number *" with a text input field. A "Search" button with a magnifying glass icon is located below the fields.

Procedure:

1. Select the **Line Code**



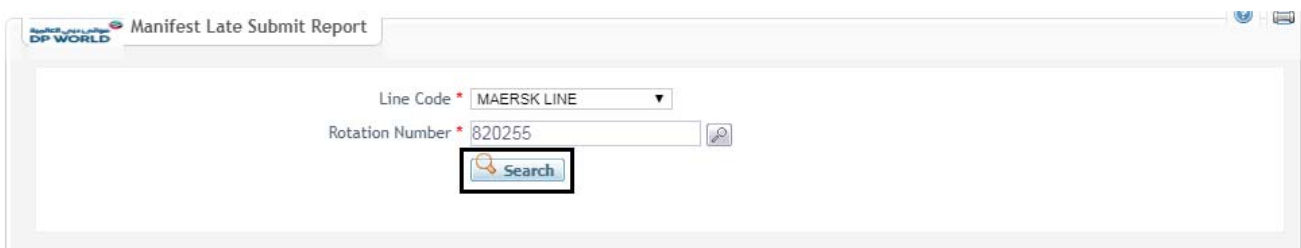
The screenshot shows the same form as before, but the "Line Code *" dropdown menu is now open, and a red box highlights it. The "Rotation Number *" field and the "Search" button remain unchanged.

2. Search and Select the **Rotation Number**



The screenshot shows the same form, but the "Rotation Number *" text input field is now highlighted with a red box. The "Line Code *" dropdown menu remains open.

3. Click **Search**



The screenshot shows the form with the "Line Code *" dropdown menu set to "MAERSK LINE" and the "Rotation Number *" text input field containing "820255". A red box highlights the "Search" button.

The report of Late Manifest submitted will be displayed

Manifest Late Submit Report

