



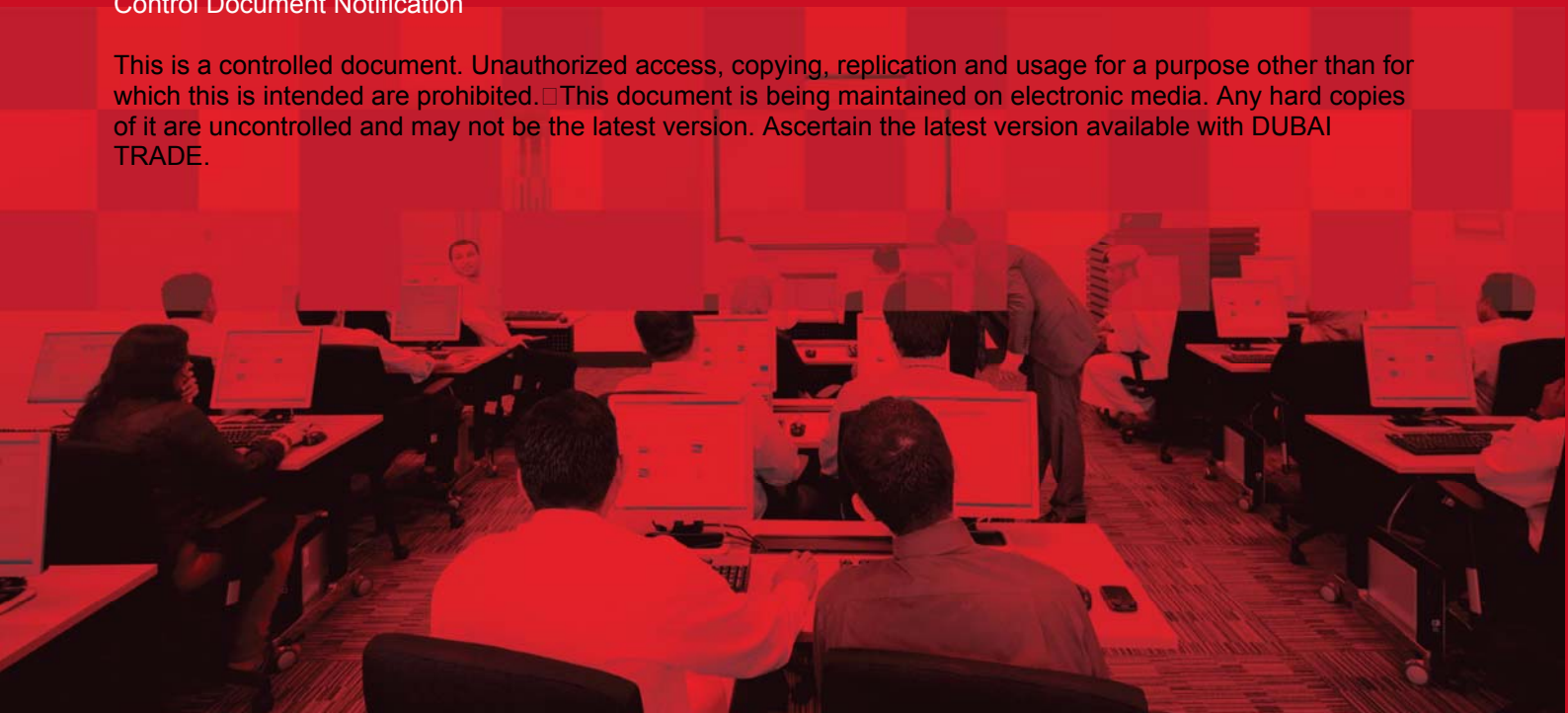
DP World Container Moves – Download User's Manual

Copyright Information

Copyright © 2009 by Dubai Trade. All rights reserved. This document and all associated attachments mentioned therein are the intellectual property of Dubai Trade. This document shall be used only by persons authorized by DUBAI TRADE, for the purpose of carrying out their obligations under a specific contract with DUBAI TRADE. Unauthorized copying, printing, disclosure to third party and transmission of this document to any other destination by any media will constitute an unlawful act, attracting appropriate legal actions.

Control Document Notification

This is a controlled document. Unauthorized access, copying, replication and usage for a purpose other than for which this is intended are prohibited. This document is being maintained on electronic media. Any hard copies of it are uncontrolled and may not be the latest version. Ascertain the latest version available with DUBAI TRADE.



Tentative Load List Generation

DOCUMENT DETAILS

Document Information

Document Name	Tentative Load List Generation
Project Name	Tentative Load List Generation
Business Unit	DP World
Author(s)	DT Training Dept.
Last Updated Date	11 th Jan, 2019
Current Version	1.0

Revision History

Version	Date	Author	Designation	Description of change

Approval History

Version	Date	Name	Designation	Comments

Distribution

Version	Location

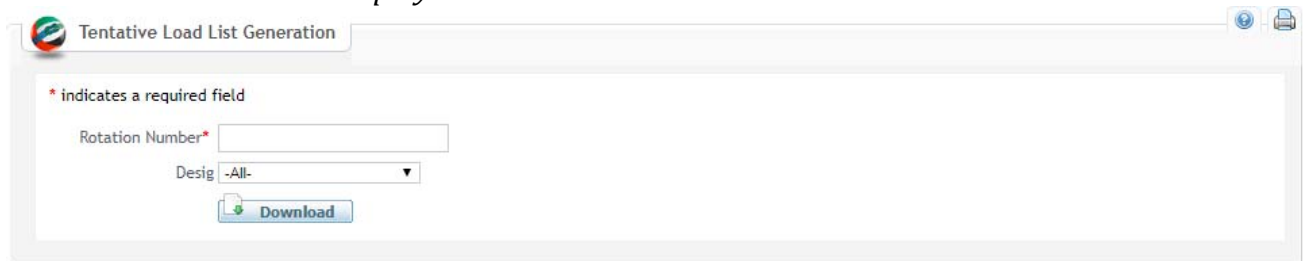
Tentative Load List Generation

This service enables Shipping Agents to generate a report for tentative load list for a Rotation.

Navigation:

1. Login to **Dubai Trade**
2. Go to **Download** from the menu on the left
3. Then Go to **Tentative Load List Generation**

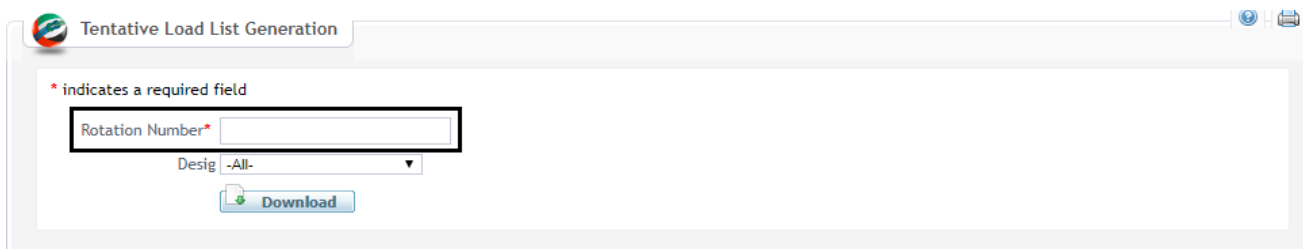
The below screen will be displayed



The screenshot shows a web browser window titled "Tentative Load List Generation". Inside the window, there is a form with a header bar containing a logo and the title. Below the header, a note states "* indicates a required field". The form contains two input fields: "Rotation Number*" and "Desig | -All-". Below these fields is a "Download" button with a green arrow icon.

Procedure:

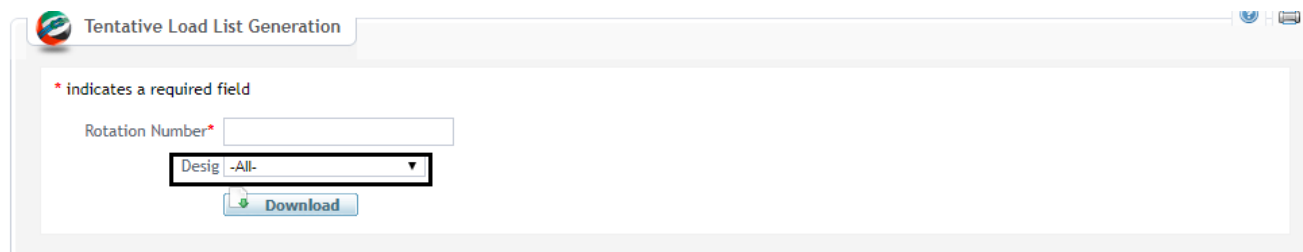
1. Enter the **Rotation Number**



This screenshot is identical to the previous one, but the "Rotation Number*" input field is highlighted with a black rectangular border, indicating it is the field to be entered.

The Vessel Name and ETA Date will be retrieved based on the Rotation Number


2. Select the **Designation (Optional)**



This screenshot is identical to the previous ones, but the "Desig | -All-" dropdown menu is highlighted with a black rectangular border, indicating it is the field to be selected.

Tentative Load List Generation

3. Click **Download**

 Tentative Load List Generation

* indicates a required field

Rotation Number*

Design -All-

The below file will be downloaded in Excel format

The screenshot displays the Microsoft Excel interface with a shipping schedule table. The table includes columns for various shipping details such as Line, Code, Container, Check, Date, Code, Design, Stowage, Seal, Nunt, Content, Origin, Load Port, Discharge, Destination, Shipper, Weight, Imo2, Unnumb, Imo2, Unnumb, Imo3, Unnumb, Temporal, Unit, og Flag, og top, og right, og left, og front, og back, Terminal, source, vessel, Cl, voyage, n, Outbound, Ipt, indici, VGM, and Weight. The data rows show multiple entries for shipping lines like 801115 MSG, with dates ranging from 2020/1/5 to 2020/1/10 and weights in tons.

Tentative Load List Generation

