



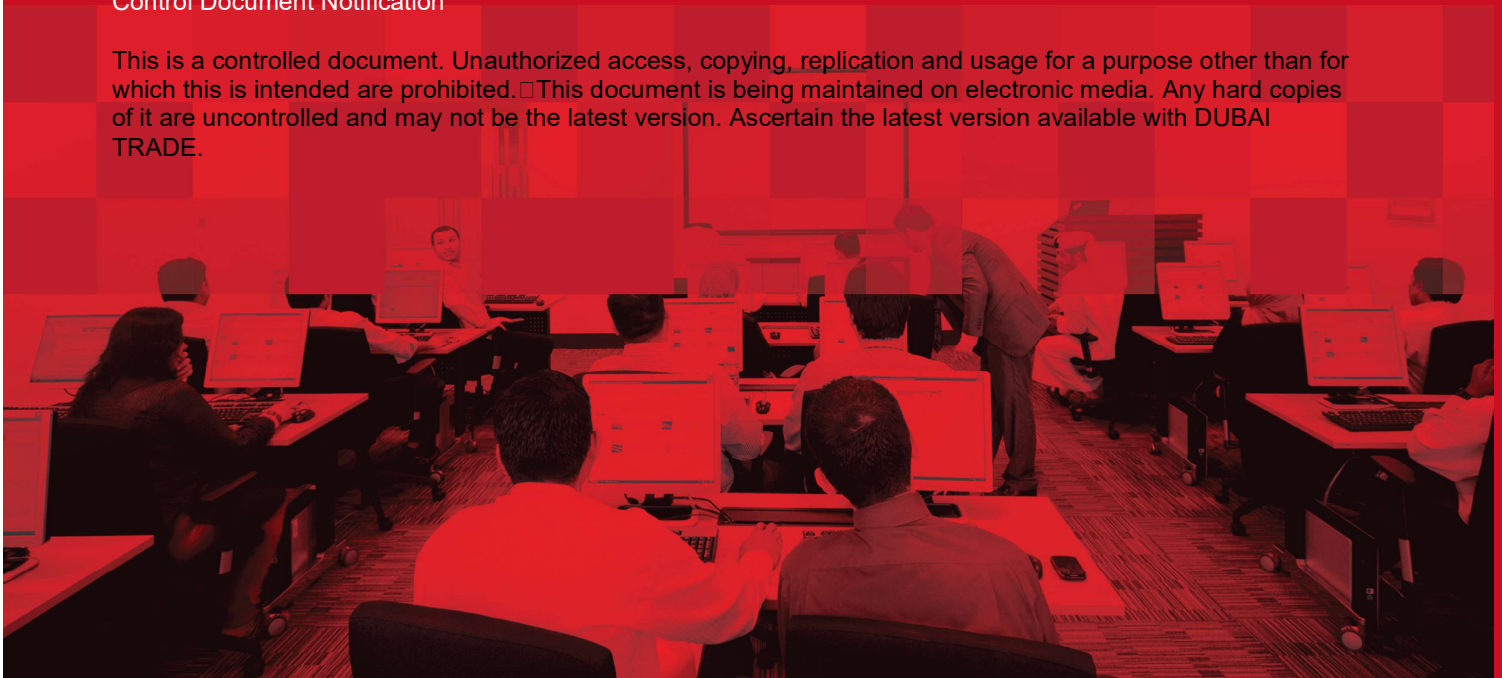
DP World Gang Crane – Cancel User's Manual

Copyright Information

Copyright © 2009 by Dubai Trade. All rights reserved. This document and all associated attachments mentioned therein are the intellectual property of Dubai Trade. This document shall be used only by persons authorized by DUBAI TRADE, for the purpose of carrying out their obligations under a specific contract with DUBAI TRADE. Unauthorized copying, printing, disclosure to third party and transmission of this document to any other destination by any media will constitute an unlawful act, attracting appropriate legal actions.

Control Document Notification

This is a controlled document. Unauthorized access, copying, replication and usage for a purpose other than for which this is intended are prohibited. This document is being maintained on electronic media. Any hard copies of it are uncontrolled and may not be the latest version. Ascertain the latest version available with DUBAI TRADE.



Gang Crane – Cancel

DOCUMENT DETAILS

Document Information

Document Name	Gang Crane – Cancel
Project Name	Gang Crane – Cancel
Business Unit	DP World
Author(s)	DT Training Dept.
Last Updated Date	12 th May, 2019
Current Version	1.0

Revision History

Version	Date	Author	Designation	Description of change

Approval History

Version	Date	Name	Designation	Comments

Distribution

Version	Location

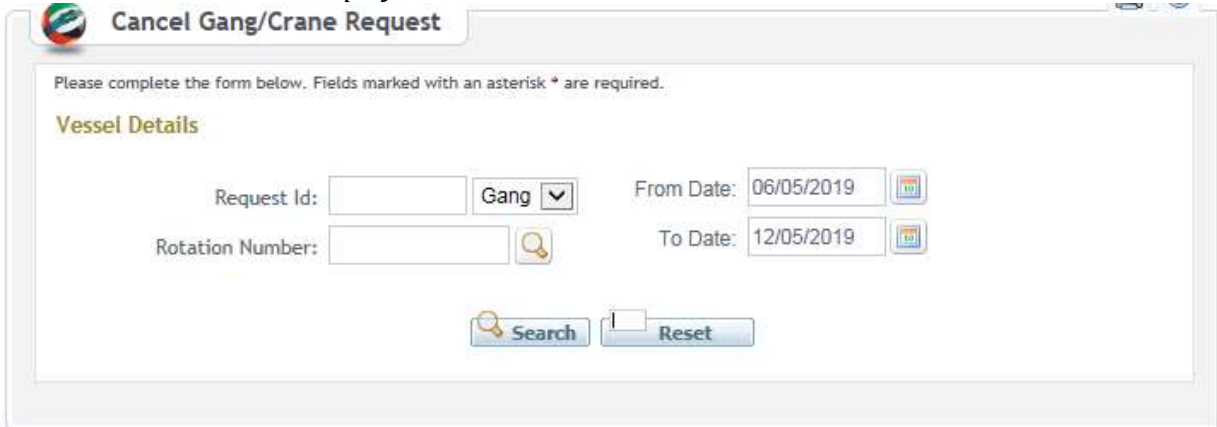
Gang Crane – Cancel

This service enables Shipping Agents to Amend Gang Crane request for their General Cargo.

Navigation:

1. Login to **Dubai Trade**
2. Go to **Cancel**
3. Then Go to **Gang Crane**

The below screen will be displayed



The screenshot shows a web application window titled "Cancel Gang/Crane Request". Below the title bar, there is a message: "Please complete the form below. Fields marked with an asterisk * are required." The form is titled "Vessel Details" and contains the following fields: "Request Id:" with a text input, "Gang" with a dropdown menu, "From Date:" with a date input showing "06/05/2019" and a calendar icon, "Rotation Number:" with a text input and a magnifying glass icon, and "To Date:" with a date input showing "12/05/2019" and a calendar icon. At the bottom of the form, there are two buttons: "Search" with a magnifying glass icon and "Reset".

Procedure:

1. Enter any of the Search criteria and click **Search**



This screenshot is identical to the one above, but with a black rectangular box highlighting the search criteria fields: "Request Id:", "Gang", "From Date:", "Rotation Number:", and "To Date:". Additionally, the "Search" button at the bottom is also highlighted with a black rectangular box.

NOTE: Enter maximum details for more accurate results

Gang Crane – Cancel

The below screen will be displayed

Please complete the form below. Fields marked with an asterisk * are required.

Vessel Details

Request Id: Gang
Rotation Number:
From Date: 06/05/2019
To Date: 12/05/2019

Available Gang Details

request Id	Request Date	rotation no	vessel name	Status	Action
1030	12/05/2019	112336	MAERSK AFRICA	PENDING	<input type="button" value="Cancel"/>

Available Crane Details

request Id	Request Date	rotation no	vessel name	Status	Action
798	12/05/2019	112336	MAERSK AFRICA	PENDING	<input type="button" value="Cancel"/>

2. Click **Cancel**

Available Gang Details

request Id	Request Date	rotation no	vessel name	Status	Action
1030	12/05/2019	112336	MAERSK AFRICA	PENDING	<input type="button" value="Edit"/>

Available Crane Details

request Id	Request Date	rotation no	vessel name	Status	Action
798	12/05/2019	112336	MAERSK AFRICA	PENDING	<input type="button" value="Edit"/>

The below screen will be displayed with the details

Gang Crane – Cancel

Request Id: 1030

Status: PENDING

Vessel Details

Rotation Number : 112336

Request Date : 12/05/2019 13:02

Vessel Name : MAERSK AFRICA


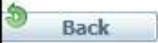
ETA : 15/07/2019 00:00

Gang Required

Resource	Type	Number	Start Date & Time	End Date & Time
Operations	Gang	1		17/07/2019 00:00


Remarks:

Cancel Remarks:

3. Enter **Cancel Remarks** and click **Cancel Request**

The below confirmation page will be displayed

 **Cancel Gang/Crane Request**

Successful

Your request has been cancelled successfully.

Gang Crane – Cancel